

BIG SEE Festival

Technical Information

Exhibition Pavilion L

Pavilion L

The exhibition pavilion bearing the exhibitor's name will be provided by the organiser. The exhibition pavilions are **made of walls and ceiling (OSB panels) which come in black, both interior and exterior**. Exhibitors furnish their exhibition pavilion according to the organiser's rules.

Exhibited items should be displayed exclusively within the exhibition pavilion. Please note that the exhibition pavilion can be equipped only from the inside, while its exterior shall remain unchanged.

The exhibition pavilions will be arranged in groups of four. There will be **an information desk** in the middle, also divided into four sections, one for each of the exhibitors. This will be a standing desk, on which you will be able to place your computer, advertising products, leaflets etc. Each information desk will be equipped with **one electrical connection** provided by the organizer.

Lightning: Basic lighting will be provided by the organizer for all pavilions. Closed pavilions will additionally be equipped with one light installed on the ceiling of the exhibition pavilion.

Electricity: Each information desk will be equipped with one electrical connection provided by the organizer. Exhibitors have the option to order an additional electrical connection for their exhibition pavilion, if they wish. **The cost of the additional electrical connection is 100 €.** Exhibitors are requested to notify the organizer of their requirements for additional electrical connections by completing the form.

There are two options for furnishing closed type of exhibition pavilion:

- 1. With attaching** the exhibits to the walls.
- 2. With inserting** your own exhibition structure.

Dimensions of the Pavilion L:

Walls height: 250 cm

Walls depth: 125 cm

Walls length: 250 cm

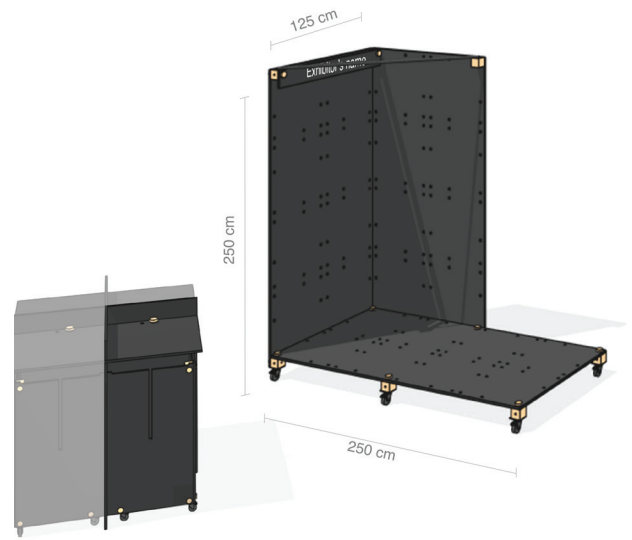
Thickness of the walls: 18 mm

Wheels height: 10 cm


Maximum total load of the pavilion: 60 kg



Pavilion L - Closed



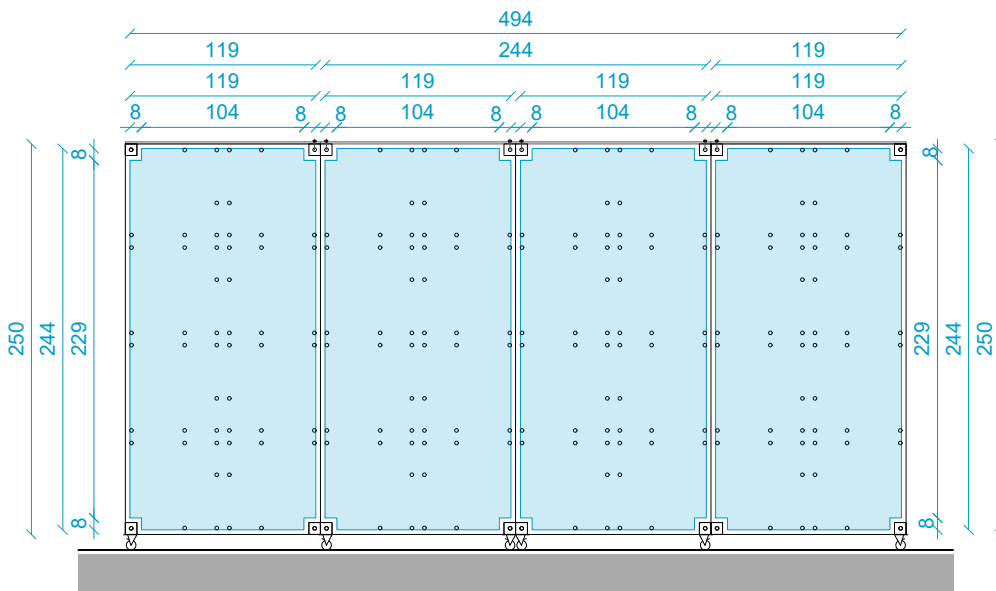
Pavilion L - Open



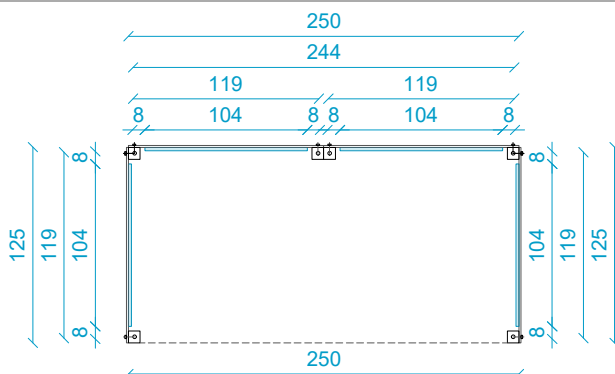
Pavilion L – Furnishing Option 1: With Attaching

The existing internal walls of the exhibition pavilion can be furnished with your contents by **attaching them in different ways (screwing, gluing, etc.)**.

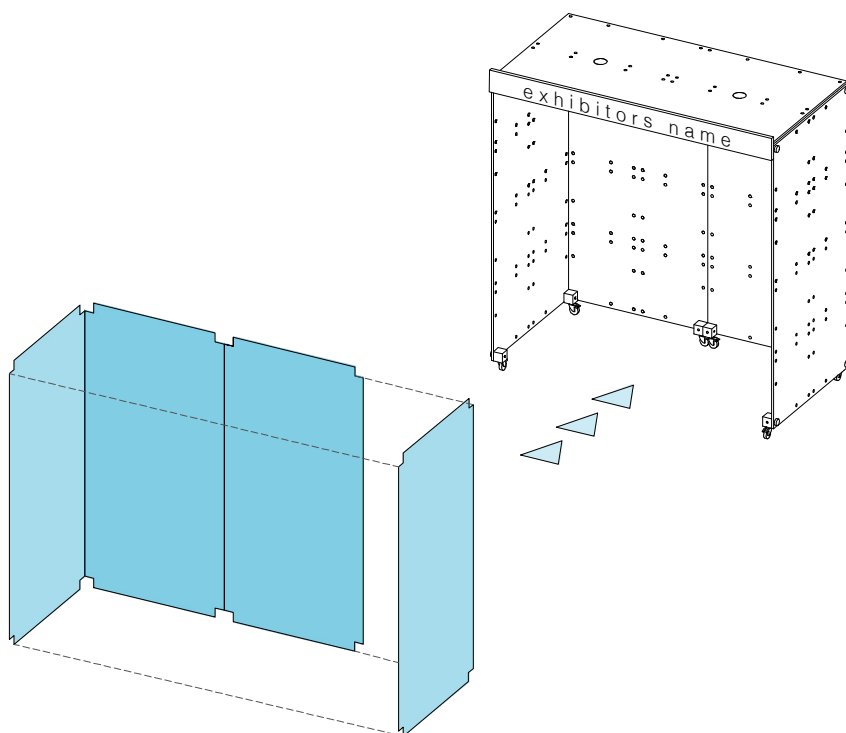
If you choose fixings that damage the provided structural walls, you will be charged an additional cost of **€200 per OSB wall**.



module spread out



floorplan



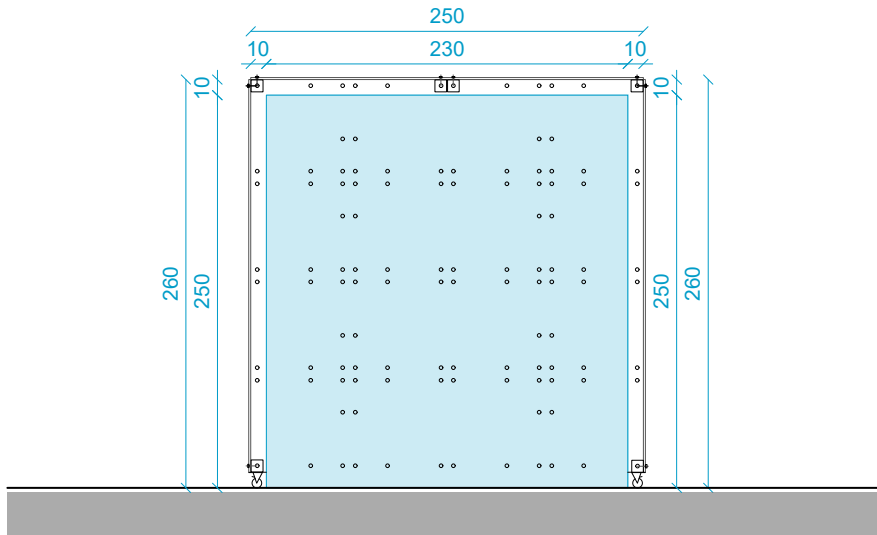
provided pavilion

your attachments

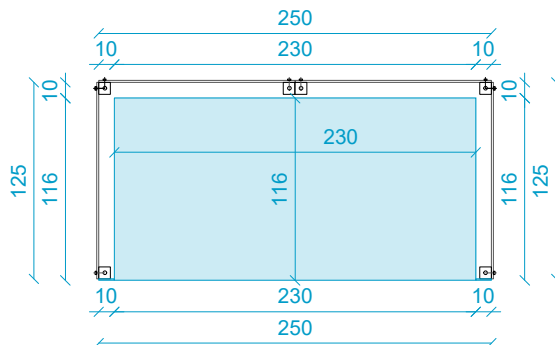
Pavilion L – Furnishing Option 2: With Inserting

Bring **your own exhibition structures** and place them inside the pavilion, leaving the walls of the existing OSB walls and ceiling, provided by the organiser, unchanged.

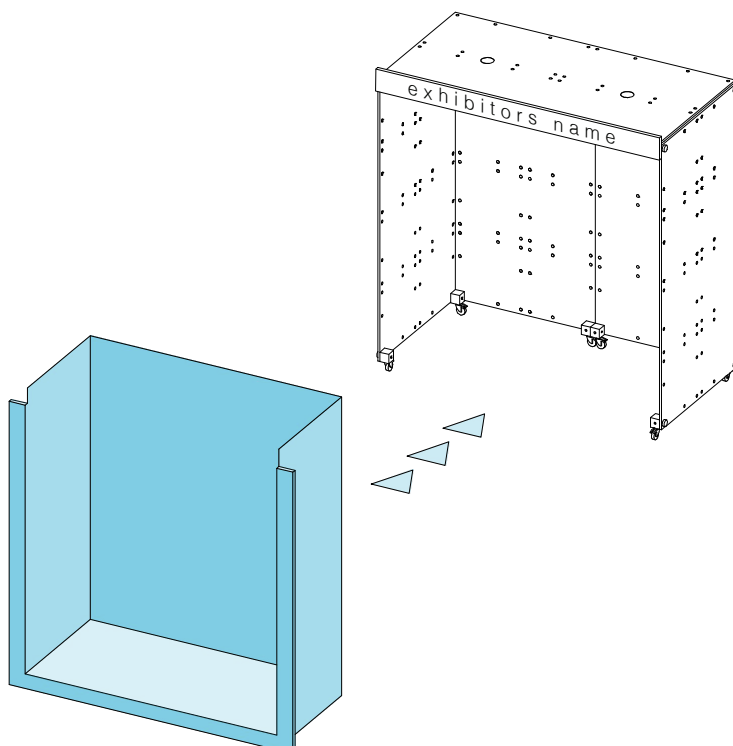
The design, shape and thickness of your structure can be individual, as long as it stays **within the dimensions of the exhibition space** (marked blue on the drawing below).



cross section



floorplan



provided pavilion

your embedding